



Oxford Cambridge and RSA

AS Level Further Mathematics B (MEI) (H635) A Level Further Mathematics B (MEI) (H645)

Formulae Booklet



INSTRUCTIONS

- Do **not** send this Booklet for marking. Keep it in the centre or recycle it.

INFORMATION

- This document has **16** pages.

Contents

A level Mathematics
Core Pure
Mechanics
Further Pure with Technology
Extra Pure
Numerical Methods
Statistics
Statistical tables

A level Mathematics

Arithmetic series

$$S_n = \frac{1}{2}n(a + l) = \frac{1}{2}n\{2a + (n-1)d\}$$

Geometric series

$$S_n = \frac{a(1-r^n)}{1-r}$$

$$S_\infty = \frac{a}{1-r} \text{ for } |r| < 1$$

Binomial series

$$(a+b)^n = a^n + {}^n C_1 a^{n-1} b + {}^n C_2 a^{n-2} b^2 + \dots + {}^n C_r a^{n-r} b^r + \dots + b^n \quad (n \in \mathbb{N}),$$

$$\text{where } {}^n C_r = {}_n C_r = \binom{n}{r} = \frac{n!}{r!(n-r)!}$$

$$(1+x)^n = 1 + nx + \frac{n(n-1)}{2!}x^2 + \dots + \frac{n(n-1)\dots(n-r+1)}{r!}x^r + \dots \quad (|x| < 1, n \in \mathbb{R})$$

Differentiation

f(x)	f'(x)
$\tan kx$	$k \sec^2 kx$
$\sec x$	$\sec x \tan x$
$\cot x$	$-\operatorname{cosec}^2 x$
$\operatorname{cosec} x$	$-\operatorname{cosec} x \cot x$

$$\text{Quotient Rule } y = \frac{u}{v}, \frac{dy}{dx} = \frac{v \frac{du}{dx} - u \frac{dv}{dx}}{v^2}$$

Differentiation from first principles

$$f'(x) = \lim_{h \rightarrow 0} \frac{f(x+h) - f(x)}{h}$$

Integration

$$\int \frac{f'(x)}{f(x)} dx = \ln|f(x)| + c$$

$$\int f'(x)(f(x))^n dx = \frac{1}{n+1}(f(x))^{n+1} + c$$

$$\text{Integration by parts } \int u \frac{dv}{dx} dx = uv - \int v \frac{du}{dx} dx$$

Small Angle Approximations

$\sin \theta \approx \theta$, $\cos \theta \approx 1 - \frac{1}{2}\theta^2$, $\tan \theta \approx \theta$ where θ is measured in radians

Trigonometric identities

$$\sin(A \pm B) = \sin A \cos B \pm \cos A \sin B$$

$$\cos(A \pm B) = \cos A \cos B \mp \sin A \sin B$$

$$\tan(A \pm B) = \frac{\tan A \pm \tan B}{1 \mp \tan A \tan B} \quad (A \pm B \neq (k + \frac{1}{2})\pi)$$

Numerical methods

Trapezium rule: $\int_a^b y dx \approx \frac{1}{2}h \{(y_0 + y_n) + 2(y_1 + y_2 + \dots + y_{n-1})\}$, where $h = \frac{b-a}{n}$

The Newton-Raphson iteration for solving $f(x) = 0$: $x_{n+1} = x_n - \frac{f(x_n)}{f'(x_n)}$

Probability

$$P(A \cup B) = P(A) + P(B) - P(A \cap B)$$

$$P(A \cap B) = P(A)P(B | A) = P(B)P(A | B) \quad \text{or} \quad P(A | B) = \frac{P(A \cap B)}{P(B)}$$

Sample Variance

$$s^2 = \frac{1}{n-1} S_{xx} \quad \text{where } S_{xx} = \sum (x_i - \bar{x})^2 = \sum x_i^2 - \frac{(\sum x_i)^2}{n} = \sum x_i^2 - n\bar{x}^2$$

Standard deviation, $s = \sqrt{\text{variance}}$

The Binomial Distribution

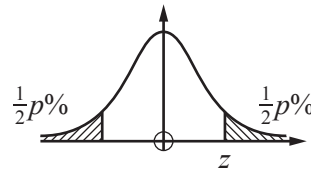
If $X \sim B(n, p)$ then $P(X = r) = {}^n C_r p^r q^{n-r}$ where $q = 1 - p$
 Mean of X is np

Hypothesis test for the mean of a Normal distribution

If $X \sim N(\mu, \sigma^2)$ then $\bar{X} \sim N\left(\mu, \frac{\sigma^2}{n}\right)$ and $\frac{\bar{X} - \mu}{\sigma / \sqrt{n}} \sim N(0, 1)$

Percentage points of the normal distribution

p	10	5	2	1
z	1.645	1.960	2.326	2.576



Kinematics

Motion in a straight line

$$v = u + at$$

$$s = ut + \frac{1}{2}at^2$$

$$s = \frac{1}{2}(u + v)t$$

$$v^2 = u^2 + 2as$$

$$s = vt - \frac{1}{2}at^2$$

Motion in two and three dimensions

$$\mathbf{v} = \mathbf{u} + \mathbf{a}t$$

$$\mathbf{s} = \mathbf{u}t + \frac{1}{2}\mathbf{a}t^2$$

$$\mathbf{s} = \frac{1}{2}(\mathbf{u} + \mathbf{v})t$$

-

$$\mathbf{s} = \mathbf{v}t - \frac{1}{2}\mathbf{a}t^2$$

Core Pure

Complex Numbers

De Moivre's theorem:

$$\{r(\cos \theta + i \sin \theta)\}^n = r^n(\cos n\theta + i \sin n\theta)$$

Roots of unity:

The roots of $z^n = 1$ are given by $z = \exp\left(\frac{2\pi k}{n}i\right)$ for $k = 0, 1, 2, \dots, n-1$

Vectors and 3-D geometry

Cartesian equation of a plane is

$$n_1x + n_2y + n_3z + d = 0$$

Cartesian equation of a line in 3-D is

$$\frac{x-a_1}{d_1} = \frac{y-a_2}{d_2} = \frac{z-a_3}{d_3}$$

$$\text{Vector product } \mathbf{a} \times \mathbf{b} = \begin{pmatrix} a_2b_3 - a_3b_2 \\ a_3b_1 - a_1b_3 \\ a_1b_2 - a_2b_1 \end{pmatrix}$$

$$\mathbf{a} \times \mathbf{b} = \begin{pmatrix} a_2b_3 - a_3b_2 \\ a_3b_1 - a_1b_3 \\ a_1b_2 - a_2b_1 \end{pmatrix} = \begin{vmatrix} \mathbf{i} & a_1 & b_1 \\ \mathbf{j} & a_2 & b_2 \\ \mathbf{k} & a_3 & b_3 \end{vmatrix} = |\mathbf{a}||\mathbf{b}|\sin \theta \hat{\mathbf{n}} \text{ where } \mathbf{a}, \mathbf{b}, \hat{\mathbf{n}}, \text{ in that order, form a right-handed triple.}$$

Distance between skew lines is $\frac{|\mathbf{d}_1 \times \mathbf{d}_2 \cdot (\mathbf{a}_1 - \mathbf{a}_2)|}{\|\mathbf{d}_1 \times \mathbf{d}_2\|}$ where \mathbf{a}_1 is the position vector of a point on the first line and \mathbf{d}_1 is parallel to the first line, similarly for the second line.

Distance between point (x_1, y_1) and line $ax + by + c = 0$ is $\frac{|ax_1 + by_1 + c|}{\sqrt{a^2 + b^2}}$

Distance between point (x_1, y_1, z_1) and plane $n_1x + n_2y + n_3z + d = 0$ is $\frac{|n_1x_1 + n_2y_1 + n_3z_1 + d|}{\sqrt{n_1^2 + n_2^2 + n_3^2}}$

Hyperbolic functions

$$\cosh^2 x - \sinh^2 x = 1$$

$$\operatorname{arsinh} x = \ln[x + \sqrt{(x^2 + 1)}]$$

$$\operatorname{arcosh} x = \ln[x + \sqrt{(x^2 - 1)}], x \geq 1$$

$$\operatorname{artanh} x = \frac{1}{2} \ln\left(\frac{1+x}{1-x}\right), -1 < x < 1$$

Calculus

$f(x)$	$f'(x)$
$\arcsin x$	$\frac{1}{\sqrt{1-x^2}}$
$\arccos x$	$-\frac{1}{\sqrt{1-x^2}}$
$\arctan x$	$\frac{1}{1+x^2}$

$f(x)$	$\int f(x) dx$
$\frac{1}{\sqrt{a^2-x^2}}$	$\arcsin\left(\frac{x}{a}\right) \quad (x < a)$
$\frac{1}{a^2+x^2}$	$\frac{1}{a} \arctan\left(\frac{x}{a}\right)$
$\frac{1}{\sqrt{a^2+x^2}}$	$\operatorname{arsinh}\left(\frac{x}{a}\right) \text{ or } \ln(x + \sqrt{x^2+a^2})$
$\frac{1}{\sqrt{x^2-a^2}}$	$\operatorname{arcosh}\left(\frac{x}{a}\right) \text{ or } \ln(x + \sqrt{x^2-a^2}) \quad (x > a)$

The mean value of $f(x)$ on the interval $[a, b]$ is $\frac{1}{b-a} \int_a^b f(x) dx$

Area of sector enclosed by polar curve is $\frac{1}{2} \int r^2 d\theta$

Series

$$\sum_{r=1}^n r^2 = \frac{1}{6} n(n+1)(2n+1) \quad \sum_{r=1}^n r^3 = \frac{1}{4} n^2(n+1)^2$$

$$f(x) = f(0) + f'(0)x + \frac{f''(0)}{2!}x^2 + \dots + \frac{f^{(r)}(0)}{r!}x^r + \dots$$

$$e^x = \exp(x) = 1 + x + \frac{x^2}{2!} + \dots + \frac{x^r}{r!} + \dots \text{ for all } x$$

$$\ln(1+x) = x - \frac{x^2}{2} + \frac{x^3}{3} - \dots + (-1)^{r+1} \frac{x^r}{r} + \dots \quad (-1 < x \leq 1)$$

$$\sin x = x - \frac{x^3}{3!} + \frac{x^5}{5!} - \dots + (-1)^r \frac{x^{2r+1}}{(2r+1)!} + \dots \text{ for all } x$$

$$\cos x = 1 - \frac{x^2}{2!} + \frac{x^4}{4!} - \dots + (-1)^r \frac{x^{2r}}{(2r)!} + \dots \text{ for all } x$$

$$(1+x)^n = 1 + nx + \frac{n(n-1)}{2!}x^2 + \dots + \frac{n(n-1)\dots(n-r+1)}{r!}x^r + \dots \quad (|x| < 1, n \in \mathbb{R})$$

Mechanics

Motion in a circle

For motion in a circle,

tangential velocity is $v = r\dot{\theta}$

radial acceleration is $\frac{v^2}{r}$ or $r\dot{\theta}^2$ towards the centre

tangential acceleration is $r\ddot{\theta}$

Further Pure with Technology

Numerical solution of differential equations

For $\frac{dy}{dx} = f(x, y)$:

Euler's method: $x_{n+1} = x_n + h$ $y_{n+1} = y_n + hf(x_n, y_n)$

Modified Euler method (A Runge-Kutta method of order 2):

$$k_1 = hf(x_n, y_n)$$

$$k_2 = hf(x_n + h, y_n + k_1)$$

$$x_{n+1} = x_n + h, y_{n+1} = y_n + \frac{1}{2}(k_1 + k_2)$$

Runge-Kutta method of order 4:

$$k_1 = hf(x_n, y_n)$$

$$k_2 = hf\left(x_n + \frac{h}{2}, y_n + \frac{k_1}{2}\right)$$

$$k_3 = hf\left(x_n + \frac{h}{2}, y_n + \frac{k_2}{2}\right)$$

$$k_4 = hf(x_n + h, y_n + k_3)$$

$$y_{n+1} = y_n + \frac{1}{6}(k_1 + 2k_2 + 2k_3 + k_4)$$

Gradient of tangent to a polar curve

For a curve $r = f(\theta)$, $\frac{dy}{dx} = \frac{\frac{dr}{d\theta} \sin \theta + r \cos \theta}{\frac{dr}{d\theta} \cos \theta - r \sin \theta}$

Extra Pure

Multivariable calculus

$$\nabla g = \mathbf{grad} g = \begin{pmatrix} \frac{\partial g}{\partial x} \\ \frac{\partial g}{\partial y} \\ \frac{\partial g}{\partial z} \end{pmatrix}. \text{ If } g(x, y, z) \text{ can be written as } z = f(x, y) \text{ then } \mathbf{grad} g = \begin{pmatrix} \frac{\partial f}{\partial x} \\ \frac{\partial f}{\partial y} \\ -1 \end{pmatrix}$$

Numerical methods

Solution of equations

The Newton-Raphson iteration for solving $f(x) = 0$: $x_{n+1} = x_n - \frac{f(x_n)}{f'(x_n)}$

For the iteration $x_{n+1} = g(x_n)$ the relaxed iteration is $x_{n+1} = (1 - \lambda)x_n + \lambda g(x_n)$.

Numerical integration

To estimate $\int_a^b f(x) dx$:

The midpoint rule:

$$M_n = h(y_{\frac{1}{2}} + y_{\frac{3}{2}} + \dots + y_{n-\frac{3}{2}} + y_{n-\frac{1}{2}}) \quad \text{where } h = \frac{b-a}{n}$$

The trapezium rule:

$$T_n = \frac{1}{2}h \{(y_0 + y_n) + 2(y_1 + y_2 + \dots + y_{n-1})\} \quad \text{where } h = \frac{b-a}{n}$$

Simpson's rule

$$S_{2n} = \frac{1}{3}h \{(y_0 + y_{2n}) + 4(y_1 + y_3 + \dots + y_{2n-1}) + 2(y_2 + y_4 + \dots + y_{2n-2})\}$$

$$\text{where } h = \frac{b-a}{2n}$$

These are related as follows:

$$T_{2n} = \frac{1}{2}(M_n + T_n)$$

$$S_{2n} = \frac{1}{3}(2M_n + T_n) = \frac{1}{3}(4T_{2n} - T_n)$$

Interpolation

Newton's forward difference interpolation formula:

$$f(x) = f(x_0) + \frac{(x-x_0)}{h} \Delta f(x_0) + \frac{(x-x_0)(x-x_1)}{2!h^2} \Delta^2 f(x_0) + \dots$$

Lagrange's polynomial:

$$P_n(x) = \sum L_r(x) f(x_r) \quad \text{where } L_r(x) = \prod_{\substack{i=0 \\ i \neq r}}^n \frac{x-x_i}{x_r-x_i}$$

Statistics

Discrete distributions

X is a random variable taking values x_i in a discrete distribution with $P(X = x_i) = p_i$

Expectation: $\mu = E(X) = \sum x_i p_i$

Variance: $\sigma^2 = \text{Var}(X) = \sum (x_i - \mu)^2 p_i = \sum x_i^2 p_i - \mu^2$

	Probability	$E(X)$	$\text{Var}(X)$
Uniform distribution over $1, 2, \dots, n$	$P(X = r) = \frac{1}{n}$	$\frac{n+1}{2}$	$\frac{1}{12}(n^2 - 1)$
Geometric distribution	$P(X = r) = q^{r-1}p$ $q = 1 - p$	$\frac{1}{p}$	$\frac{1-p}{p^2}$
Poisson distribution	$P(X = r) = e^{-\lambda} \frac{\lambda^r}{r!}$		

Correlation and regression

For a sample of n pairs of observations (x_i, y_i)

$$S_{xx} = \sum x_i^2 - \frac{(\sum x_i)^2}{n}, S_{yy} = \sum y_i^2 - \frac{(\sum y_i)^2}{n}, S_{xy} = \sum x_i y_i - \frac{\sum x_i \sum y_i}{n}$$

product moment correlation coefficient: $r = \frac{S_{xy}}{\sqrt{S_{xx} S_{yy}}} = \frac{\sum x_i y_i - \frac{\sum x_i \sum y_i}{n}}{\sqrt{\left(\sum x_i^2 - \frac{(\sum x_i)^2}{n}\right) \left(\sum y_i^2 - \frac{(\sum y_i)^2}{n}\right)}}$

least squares regression line of y on x is $y - \bar{y} = b(x - \bar{x})$ where $b = \frac{S_{xy}}{S_{xx}} = \frac{\sum x_i y_i - \frac{\sum x_i \sum y_i}{n}}{\sum x_i^2 - \frac{(\sum x_i)^2}{n}}$

least squares regression line of x on y is $x - \bar{x} = b'(y - \bar{y})$ where $b' = \frac{S_{xy}}{S_{yy}} = \frac{\sum x_i y_i - \frac{\sum x_i \sum y_i}{n}}{\sum y_i^2 - \frac{(\sum y_i)^2}{n}}$

Spearman's coefficient of rank correlation:

$$r_s = 1 - \frac{6 \sum d_i^2}{n(n^2 - 1)}$$

Confidence intervals

To calculate a confidence interval for a mean or difference in mean in different circumstances, use the given distribution to calculate the critical value, k .

To estimate...	Confidence interval	Distribution
a mean	$\bar{x} \pm k \frac{\sigma}{\sqrt{n}}$	N(0, 1)
a mean	$\bar{x} \pm k \frac{s}{\sqrt{n}}$	t_{n-1}
difference in mean of paired populations	treat differences as a single distribution	

Hypothesis tests

Description	Test statistic	Distribution
Pearson's product moment correlation test	$r = \frac{S_{xy}}{\sqrt{S_{xx}S_{yy}}}$ $= \frac{\sum x_i y_i - \frac{\sum x_i \sum y_i}{n}}{\sqrt{\left(\sum x_i^2 - \frac{(\sum x_i)^2}{n}\right)\left(\sum y_i^2 - \frac{(\sum y_i)^2}{n}\right)}}$	
Spearman's rank correlation test	$r_s = 1 - \frac{6 \sum d_i^2}{n(n^2 - 1)}$	
χ^2 test	$\sum \frac{(f_o - f_e)^2}{f_e}$	χ_v^2
Normal test for a mean	$\frac{\bar{x} - \mu}{\left(\frac{\sigma}{\sqrt{n}}\right)}$	N(0, 1)
t -test for a mean	$\frac{\bar{x} - \mu}{\left(\frac{s}{\sqrt{n}}\right)}$	t_{n-1}
Wilcoxon single sample test	A statistic T is calculated from the ranked data	

Continuous distributions

X is a continuous random variable with probability density function (pdf) $f(x)$

Expectation: $\mu = E(X) = \int xf(x) dx$

Variance: $\sigma^2 = \text{Var}(X) = \int (x - \mu)^2 f(x) dx = \int x^2 f(x) dx - \mu^2$

Cumulative distribution function $F(x) = P(X \leq x) = \int_{-\infty}^x f(t) dt$

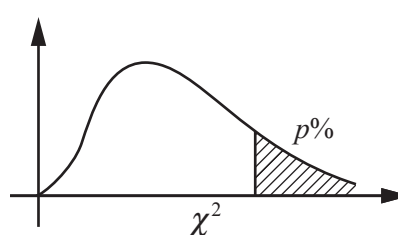
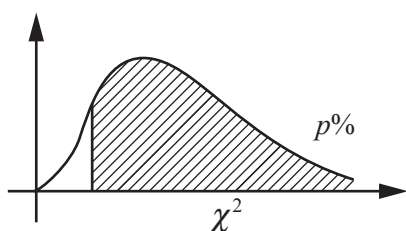
	$E(X)$	$\text{Var}(X)$
Continuous uniform distribution over $[a, b]$	$\frac{a+b}{2}$	$\frac{1}{12}(b-a)^2$

Critical values for the product moment correlation coefficient, r

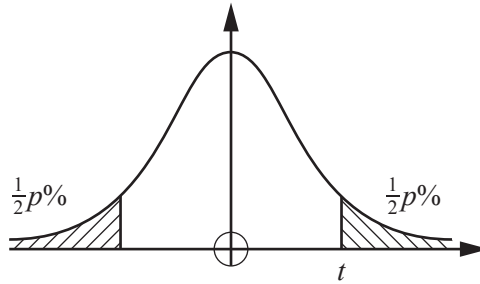
n	1-Tail Test					2-Tail Test				
	5%	2½%	1%	½%	1%	5%	2½%	1%	½%	
1	-	-	-	-	-	-	-	-	-	-
2	-	-	-	-	-	-	-	-	-	-
3	0.9877	0.9969	0.9995	0.9999	0.9999	0.3009	0.3550	0.4158	0.4556	0.4487
4	0.9000	0.9500	0.9800	0.9900	0.9900	0.2960	0.3494	0.4093	0.4421	0.4421
5	0.8054	0.8783	0.9343	0.9587	0.9587	0.2913	0.3440	0.4032	0.4357	0.4357
6	0.7293	0.8114	0.8822	0.9172	0.9172	0.2869	0.3388	0.3972	0.4296	0.4296
7	0.6694	0.7545	0.8329	0.8745	0.8745	0.2826	0.3338	0.3916	0.4238	0.4238
8	0.6215	0.7067	0.7887	0.8343	0.8343	0.2785	0.3291	0.3862	0.4182	0.4182
9	0.5822	0.6664	0.7498	0.7977	0.7977	0.2746	0.3246	0.3810	0.4128	0.4128
10	0.5494	0.6319	0.7155	0.7646	0.7646	0.2709	0.3202	0.3760	0.4076	0.4076
11	0.5214	0.6021	0.6851	0.7348	0.7348	0.2673	0.3160	0.3712	0.4026	0.4026
12	0.4973	0.5760	0.6581	0.7079	0.7079	0.2638	0.3120	0.3665	0.3978	0.3978
13	0.4762	0.5529	0.6339	0.6835	0.6835	0.2605	0.3081	0.3621	0.3932	0.3932
14	0.4575	0.5324	0.6120	0.6614	0.6614	0.2573	0.3044	0.3578	0.3887	0.3887
15	0.4409	0.5140	0.5923	0.6411	0.6411	0.2542	0.3008	0.3536	0.3843	0.3843
16	0.4259	0.4973	0.5742	0.6226	0.6226	0.2512	0.2973	0.3496	0.3801	0.3801
17	0.4124	0.4821	0.5577	0.6055	0.6055	0.2483	0.2940	0.3457	0.3761	0.3761
18	0.4000	0.4683	0.5425	0.5897	0.5897	0.2455	0.2907	0.3420	0.3721	0.3721
19	0.3887	0.4555	0.5285	0.5751	0.5751	0.2429	0.2876	0.3384	0.3683	0.3683
20	0.3783	0.4438	0.5155	0.5614	0.5614	0.2403	0.2845	0.3348	0.3646	0.3646
21	0.3687	0.4329	0.5034	0.5487	0.5487	0.2377	0.2816	0.3314	0.3610	0.3610
22	0.3598	0.4227	0.4921	0.5368	0.5368	0.2353	0.2787	0.3281	0.3575	0.3575
23	0.3515	0.4132	0.4815	0.5256	0.5256	0.2329	0.2759	0.3249	0.3542	0.3542
24	0.3438	0.4044	0.4716	0.5151	0.5151	0.2306	0.2732	0.3218	0.3509	0.3509
25	0.3365	0.3961	0.4622	0.5052	0.5052	0.2284	0.2706	0.3188	0.3477	0.3477
26	0.3297	0.3882	0.4534	0.4958	0.4958	0.2262	0.2681	0.3158	0.3445	0.3445
27	0.3233	0.3809	0.4451	0.4869	0.4869	0.2241	0.2656	0.3129	0.3415	0.3415
28	0.3172	0.3739	0.4372	0.4785	0.4785	0.2221	0.2632	0.3102	0.3385	0.3385
29	0.3115	0.3673	0.4297	0.4705	0.4705	0.2201	0.2609	0.3074	0.3357	0.3357
30	0.3061	0.3610	0.4226	0.4629	0.4629	0.2181	0.2586	0.3048	0.3328	0.3328

Critical values for Spearman's rank correlation coefficient, r_s

n	1-Tail Test					2-Tail Test				
	5%	2½%	1%	½%	1%	5%	2½%	1%	½%	
1	-	-	-	-	-	-	-	-	-	-
2	-	-	-	-	-	-	-	-	-	-
3	-	-	-	-	-	-	-	-	-	-
4	1.0000	-	-	-	-	-	-	-	-	-
5	0.9000	1.0000	1.0000	-	-	-	-	-	-	-
6	0.8286	0.8857	0.9429	1.0000	1.0000	-	-	-	-	-
7	0.7143	0.7857	0.8929	0.9286	0.9286	-	-	-	-	-
8	0.6429	0.7381	0.8333	0.8810	0.8810	-	-	-	-	-
9	0.6000	0.7000	0.7833	0.8333	0.8333	-	-	-	-	-
10	0.5636	0.6485	0.7455	0.7939	0.7939	-	-	-	-	-
11	0.5364	0.6182	0.7091	0.7545	0.7545	-	-	-	-	-
12	0.5035	0.5874	0.6783	0.7273	0.7273	-	-	-	-	-
13	0.4835	0.5604	0.6484	0.7033	0.7033	-	-	-	-	-
14	0.4637	0.5385	0.6264	0.6791	0.6791	-	-	-	-	-
15	0.4464	0.5214	0.6036	0.6536	0.6536	-	-	-	-	-
16	0.4294	0.5029	0.5824	0.6353	0.6353	-	-	-	-	-
17	0.4142	0.4877	0.5662	0.6176	0.6176	-	-	-	-	-
18	0.4014	0.4716	0.5501	0.5996	0.5996	-	-	-	-	-
19	0.3912	0.4596	0.5351	0.5842	0.5842	-	-	-	-	-
20	0.3805	0.4466	0.5218	0.5699	0.5699	-	-	-	-	-
21	0.3701	0.4364	0.5091	0.5558	0.5558	-	-	-	-	-
22	0.3608	0.4252	0.4975	0.5438	0.5438	-	-	-	-	-
23	0.3528	0.4160	0.4862	0.5316	0.5316	-	-	-	-	-
24	0.3443	0.4070	0.4757	0.5209	0.5209	-	-	-	-	-
25	0.3369	0.3977	0.4662	0.5108	0.5108	-	-	-	-	-
26	0.3306	0.3901	0.4571	0.5009	0.5009	-	-	-	-	-
27	0.3242	0.3828	0.4487	0.4915	0.4915	-	-	-	-	-
28	0.3180	0.3755	0.4401	0.4828	0.4828	-	-	-	-	-
29	0.3118	0.3685	0.4325	0.4749	0.4749	-	-	-	-	-
30	0.3063	0.3624	0.4251	0.4670	0.4670	-	-	-	-	-

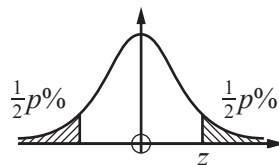
Percentage points of the χ^2 (chi-squared) distribution

$p\%$	99	97.5	95	90		10	5	2.5	1	0.5
$v = 1$.0001	.0010	.0039	.0158		2.706	3.841	5.024	6.635	7.879
2	.0201	.0506	0.103	0.211		4.605	5.991	7.378	9.210	10.60
3	0.115	0.216	0.352	0.584		6.251	7.815	9.348	11.34	12.84
4	0.297	0.484	0.711	1.064		7.779	9.488	11.14	13.28	14.86
5	0.554	0.831	1.145	1.610		9.236	11.07	12.83	15.09	16.75
6	0.872	1.237	1.635	2.204		10.64	12.59	14.45	16.81	18.55
7	1.239	1.690	2.167	2.833		12.02	14.07	16.01	18.48	20.28
8	1.646	2.180	2.733	3.490		13.36	15.51	17.53	20.09	21.95
9	2.088	2.700	3.325	4.168		14.68	16.92	19.02	21.67	23.59
10	2.558	3.247	3.940	4.865		15.99	18.31	20.48	23.21	25.19
11	3.053	3.816	4.575	5.578		17.28	19.68	21.92	24.72	26.76
12	3.571	4.404	5.226	6.304		18.55	21.03	23.34	26.22	28.30
13	4.107	5.009	5.892	7.042		19.81	22.36	24.74	27.69	29.82
14	4.660	5.629	6.571	7.790		21.06	23.68	26.12	29.14	31.32
15	5.229	6.262	7.261	8.547		22.31	25.00	27.49	30.58	32.80
16	5.812	6.908	7.962	9.312		23.54	26.30	28.85	32.00	34.27
17	6.408	7.564	8.672	10.09		24.77	27.59	30.19	33.41	35.72
18	7.015	8.231	9.390	10.86		25.99	28.87	31.53	34.81	37.16
19	7.633	8.907	10.12	11.65		27.20	30.14	32.85	36.19	38.58
20	8.260	9.591	10.85	12.44		28.41	31.41	34.17	37.57	40.00
21	8.897	10.28	11.59	13.24		29.62	32.67	35.48	38.93	41.40
22	9.542	10.98	12.34	14.04		30.81	33.92	36.78	40.29	42.80
23	10.20	11.69	13.09	14.85		32.01	35.17	38.08	41.64	44.18
24	10.86	12.40	13.85	15.66		33.20	36.42	39.36	42.98	45.56
25	11.52	13.12	14.61	16.47		34.38	37.65	40.65	44.31	46.93
26	12.20	13.84	15.38	17.29		35.56	38.89	41.92	45.64	48.29
27	12.88	14.57	16.15	18.11		36.74	40.11	43.19	46.96	49.64
28	13.56	15.31	16.93	18.94		37.92	41.34	44.46	48.28	50.99
29	14.26	16.05	17.71	19.77		39.09	42.56	45.72	49.59	52.34
30	14.95	16.79	18.49	20.60		40.26	43.77	46.98	50.89	53.67
35	18.51	20.57	22.47	24.80		46.06	49.80	53.20	57.34	60.27
40	22.16	24.43	26.51	29.05		51.81	55.76	59.34	63.69	66.77
50	29.71	32.36	34.76	37.69		63.17	67.50	71.42	76.15	79.49
100	70.06	74.22	77.93	82.36		118.5	124.3	129.6	135.8	140.2

Percentage points of the t distribution

$v \backslash p\%$	10	5	2	1	
1	6.314	12.71	31.82	63.66	
2	2.920	4.303	6.965	9.925	
3	2.353	3.182	4.541	5.841	
4	2.132	2.776	3.747	4.604	
5	2.015	2.571	3.365	4.032	
6	1.943	2.447	3.143	3.707	
7	1.895	2.365	2.998	3.499	
8	1.860	2.306	2.896	3.355	
9	1.833	2.262	2.821	3.250	
10	1.812	2.228	2.764	3.169	
11	1.796	2.201	2.718	3.106	
12	1.782	2.179	2.681	3.055	
13	1.771	2.160	2.650	3.012	
14	1.761	2.145	2.624	2.977	
15	1.753	2.131	2.602	2.947	
20	1.725	2.086	2.528	2.845	
30	1.697	2.042	2.457	2.750	
50	1.676	2.009	2.403	2.678	
100	1.660	1.984	2.364	2.626	
∞	1.645	1.960	2.326	2.576	= percentage points of the Normal distribution $N(0, 1)$

Percentage points of the normal distribution



p	10	5	2	1
z	1.645	1.960	2.326	2.576

Critical values for the Wilcoxon Single Sample test

1-tail	5%	2½%	1%	½%		1-tail	5%	2½%	1%	½%
2-tail	10%	5%	2%	1%		2-tail	10%	5%	2%	1%
<i>n</i>						<i>n</i>				
2	–	–	–	–		26	110	98	84	75
3	–	–	–	–		27	119	107	92	83
4	–	–	–	–		28	130	116	101	91
5	0	–	–	–		29	140	126	110	100
6	2	0	–	–		30	151	137	120	109
7	3	2	0	–		31	163	147	130	118
8	5	3	1	0		32	175	159	140	128
9	8	5	3	1		33	187	170	151	138
10	10	8	5	3		34	200	182	162	148
11	13	10	7	5		35	213	195	173	159
12	17	13	9	7		36	227	208	185	171
13	21	17	12	9		37	241	221	198	182
14	25	21	15	12		38	256	235	211	194
15	30	25	19	15		39	271	249	224	207
16	35	29	23	19		40	286	264	238	220
17	41	34	27	23		41	302	279	252	233
18	47	40	32	27		42	319	294	266	247
19	53	46	37	32		43	336	310	281	261
20	60	52	43	37		44	353	327	296	276
21	67	58	49	42		45	371	343	312	291
22	75	65	55	48		46	389	361	328	307
23	83	73	62	54		47	407	378	345	322
24	91	81	69	61		48	426	396	362	339
25	100	89	76	68		49	446	415	379	355
						50	466	434	397	373

OCR

Oxford Cambridge and RSA

Copyright Information

OCR is committed to seeking permission to reproduce all third-party content that it uses in its assessment materials. OCR has attempted to identify and contact all copyright holders whose work is used in this paper. To avoid the issue of disclosure of answer-related information to candidates, all copyright acknowledgements are reproduced in the OCR Copyright Acknowledgements Booklet. This is produced for each series of examinations and is freely available to download from our public website (www.ocr.org.uk) after the live examination series.

If OCR has unwittingly failed to correctly acknowledge or clear any third-party content in this assessment material, OCR will be happy to correct its mistake at the earliest possible opportunity.

For queries or further information please contact The OCR Copyright Team, The Triangle Building, Shaftesbury Road, Cambridge CB2 8EA.

OCR is part of the Cambridge Assessment Group; Cambridge Assessment is the brand name of University of Cambridge Local Examinations Syndicate (UCLES), which is itself a department of the University of Cambridge.